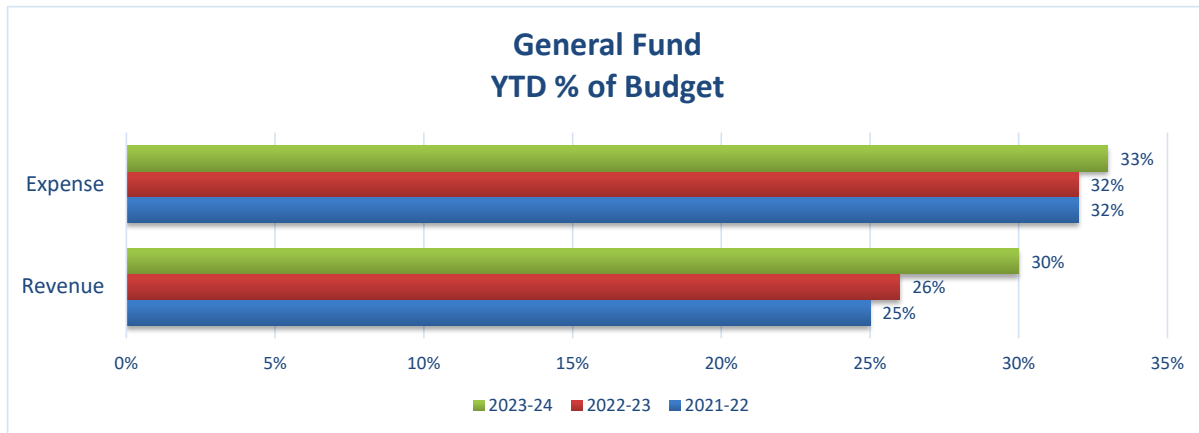


BURLESON INDEPENDENT SCHOOL DISTRICT
 General Fund Financial Report (Unaudited and Without Year End Adjustments)
 November 2023

	Year-To-Date Comparison			Current Year 2023-2024		
	2022-23	2023-24	Actual	Original	Amended	YTD % of
	November	November	Difference	Budget	Budget	Budget
REVENUES						
Tax Revenue	\$ 4,446,585	\$ 3,367,182	\$ (1,079,404)	\$ 61,777,248	\$ 61,777,248	5.45%
Other Local Sources	822,640	1,179,528	356,887	1,850,000	1,850,000	63.76%
State Program Revenues	25,959,985	32,065,182	6,105,197	57,015,290	57,015,290	56.24%
Federal Program Revenues	387,637	120,958	(266,679)	2,215,000	2,215,000	5.46%
Total Revenues	31,616,848	36,732,849	5,116,001	122,857,538	122,857,538	29.90%

EXPENDITURES						
11 - Instructional	\$ 18,809,944	\$ 19,189,396	\$ (379,452)	\$ 68,483,166	\$ 68,465,522	28.03%
12 - Library/Media	366,969	373,025	(6,055)	1,360,414	1,357,659	27.48%
13 - Curr & Ins Staff Development	550,390	483,807	66,583	1,526,832	1,523,071	31.77%
21 - Instructional Leadership	725,499	861,290	(135,791)	2,455,830	2,467,008	34.91%
23 - School Leadership	2,623,707	2,660,848	(37,141)	7,812,920	7,813,670	34.05%
31 - Guidance, Counseling	1,367,695	1,437,562	(69,868)	4,964,316	4,960,316	28.98%
32 - Social Work Services	92,647	42,249	50,397	209,648	209,648	20.15%
33 - Health Services	494,192	533,550	(39,357)	1,751,746	1,754,046	30.42%
34 - Student Transportation	1,162,833	1,281,015	(118,182)	4,102,786	4,102,786	31.22%
35 - Food Service	-	-	-	50,000	50,000	0.00%
36 - Extra-Curr/Co-Curricular	1,434,453	1,691,613	(257,159)	4,578,798	4,589,330	36.86%
41 - General Administration	1,319,948	1,354,988	(35,040)	3,323,805	3,327,205	40.72%
51 - Plant Maint & Operations	6,149,164	7,598,704	(1,449,540)	14,114,802	14,114,802	53.84%
52 - Security & Monitoring	420,078	892,451	(472,372)	2,983,761	2,983,761	29.91%
53 - Attendance/Data Processing	2,311,530	2,178,808	132,722	4,002,717	4,002,717	54.43%
61 - Community Services	1,956	1,582	375	12,980	12,980	12.18%
71 - Debt Service	112,322	-	112,322	-	-	-
81 - Facilities Acquisition & Const.	-	-	-	-	-	-
95 - Pmts to JJAEP	-	-	-	1,000	1,000	0.00%
99 - Other Intergovernmental Chgs	453,319	474,707	(21,388)	915,984	915,984	51.82%
Total Expenditures	\$ 38,396,647	\$ 41,055,595	\$ (2,658,948)	\$ 122,651,505	\$ 122,651,505	33.47%

Excess (Deficiency) of Revenues Over (Under) Expenditures	\$ (6,779,799)	\$ (4,322,746)	\$ 2,457,053	\$ 206,033	\$ 206,033
--	----------------	----------------	--------------	------------	------------



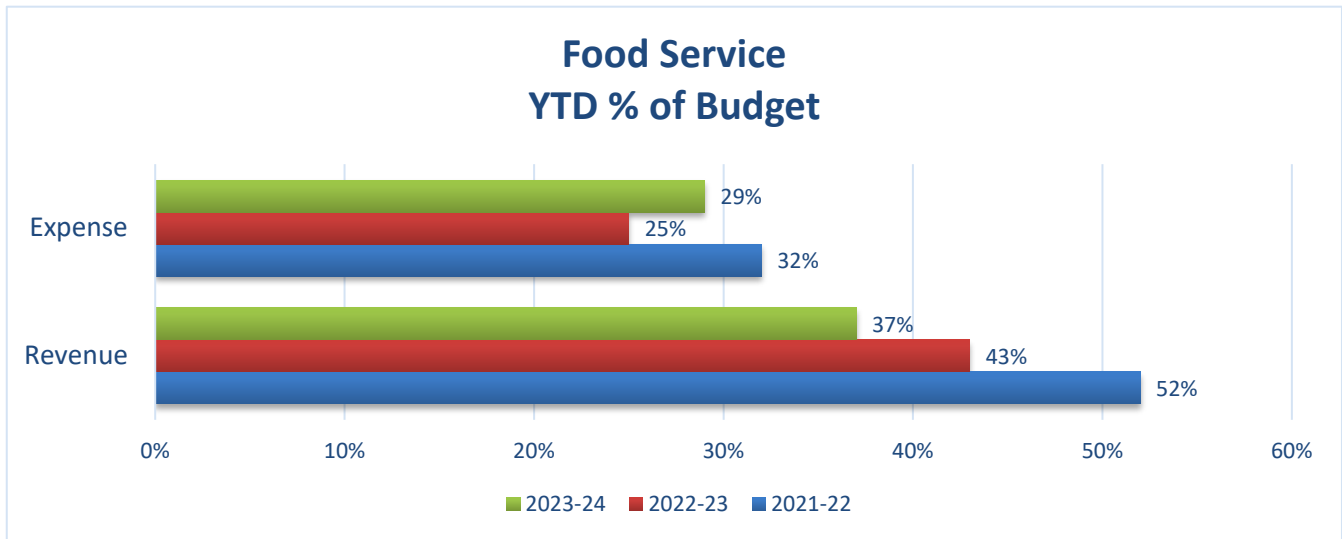
BURLESON INDEPENDENT SCHOOL DISTRICT
Food Service Fund Financial Report (Unaudited)
November 2023

	Year-To-Date Comparison			Current Year 2023-2024		
	2022-23 November	2023-24 November	Actual Difference	Original Budget	Amended Budget	YTD % of Budget
REVENUES						
Local & Intermediate	\$ 1,232,970	\$ 1,265,956	32,986	\$ 2,952,000	\$ 2,952,000	42.88%
State Program Revenues	0	37,061	37,060	125,000	125,000	29.65%
Federal Program Revenues	1,631,950	1,491,198	(140,752)	4,454,407	4,454,407	33.48%
Total Revenues	\$ 2,864,920	\$ 2,794,214	\$ (70,706)	\$ 7,531,407	\$ 7,531,407	37.10%
EXPENDITURES						
35 - Food Service	\$ 2,057,488	\$ 2,581,876	(524,388)	\$ 8,859,701	\$ 8,859,701	29.14%
51 - Plant Maint & Operations	-	-	-	40,000	40,000	0.00%
Total Expenditures	\$ 2,057,488	\$ 2,581,876	(524,388)	\$ 8,899,701	\$ 8,899,701	29.01%

Excess (Deficiency) of Revenues

Over (Under) Expenditures

\$ 807,432	\$ 212,338	\$(595,094)	\$ (1,368,294)	\$ (1,368,294)
------------	------------	-------------	----------------	----------------

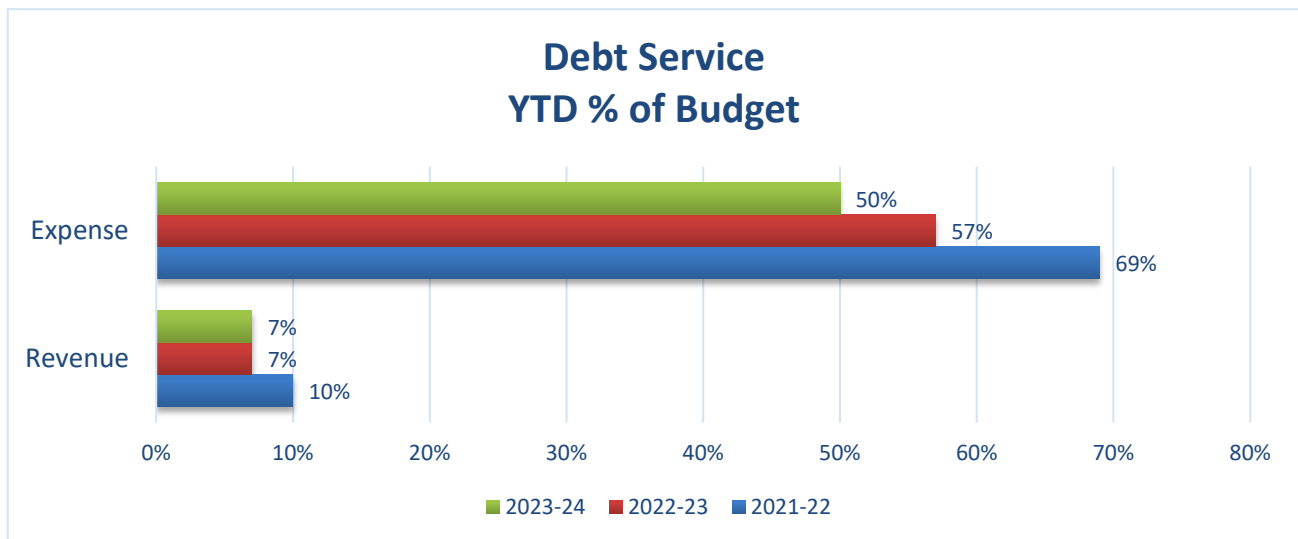


BURLESON INDEPENDENT SCHOOL DISTRICT
Debt Service Fund Financial Report (Unaudited and Without Year End Adjustments)
November 2023

	Year-To-Date Comparison			Current Year 2023-2024		
	2022-23 November	2023-24 November	Actual Difference	Original Budget	Amended Budget	YTD % of Budget
REVENUES						
Local & Intermediate	\$ 2,439,027	\$ 2,404,528	(34,499)	\$ 34,820,700	\$ 34,820,700	6.91%
State Program Revenues	-	-	-	500,000	500,000	0.00%
Total Revenues	2,439,027	2,404,528	(34,499)	35,320,700	35,320,700	6.81%
EXPENDITURES						
71 - Debt Service	\$ 22,496,241	\$ 15,632,989	\$6,863,252	\$ 31,451,454	\$ 31,451,454	49.7%
Total Expenditures	\$ 22,496,241	\$ 15,632,989	\$6,863,252	\$ 31,451,454	\$ 31,451,454	49.7%

Excess (Deficiency) of Revenues

Over (Under) Expenditures	\$ (20,057,214)	\$ (13,228,461)	\$6,828,753	\$ 3,869,246	\$ 3,869,246
---------------------------	-----------------	-----------------	-------------	--------------	--------------



BISD - MONTHLY AND YEAR TO DATE BUDGET STATUS

FUND NUMBER	FUND DESCRIPTION	Begin Date	End Date	Expenditures			
				AWARD/ROLL FORWARD AMOUNTS	MONTHLY ACTUAL	YEAR-To-DATE ACTUAL	% EXPENDED
211	TITLE I, PART A-IMPROVING BASIC	8/19/2022	9/30/2023	211,549	0	104,898	49.6%
211	TITLE I, PART A-IMPROVING BASIC	8/22/2023	9/30/2024	1,150,350	126,938	224,481	19.5%
224	IDEA-B FORMULA	9/2/2022	9/30/2023	903,531	0	416,258	46.1%
224	IDEA-B FORMULA	9/1/2023	9/30/2024	2,084,540	306,834	569,117	27.3%
225	IDEA -B PRESCHOOL	9/2/2022	9/30/2023	27,819	0	428	1.5%
225	IDEA -B PRESCHOOL	9/1/2023	9/30/2024	46,771	0	300	0.6%
244	PERKINS V: STRENGTHENING CTE	8/11/2023	8/15/2024	92,123	14,505	51,467	55.9%
255	TITLE II, PART A-SUPP EFFECT INSTR	8/19/2022	9/30/2023	418,109	0	17,442	4.2%
255	TITLE II, PART A-SUPP EFFECT INSTR	8/22/2023	9/30/2024	286,942	9,030	18,060	6.3%
263	TITLE III, PART A-ELA	8/19/2022	9/30/2023	60,581	0	23,836	39.3%
263	TITLE III, PART A-ELA	8/22/2023	9/30/2024	93,237	5,124	12,066	12.9%
279	TCLAS-ESSER III	10/1/2021	8/31/2024	815,500	12,081	297,291	36.5%
282	ARP ESSER III	6/22/2021	9/30/2023	8,536,141	2,018,474	6,036,709	70.7%
289	TITLE IV, PART A, SUBPART 1	8/19/2022	9/30/2023	112,708	0	14,341	12.7%
289	TITLE IV, PART A, SUBPART 1	8/22/2023	9/30/2024	88,780	0	0	0.0%
289	TWC CHILDCARE RELIEF FUND	7/1/2022	11/30/2023	947,845	451,730	927,527	97.9%
385	STATE SUPPL VISUALLY IMPAIRED	7/1/2023	6/30/2024	6,572	0	0	0.0%
410	INSTRUCTIONAL MATERIALS	7/1/2023	7/30/2024	2,784,923	1,960	513,753	18.4%
429	TCLAS-GR	10/1/2021	5/31/2024	4,251,780	63,187	2,393,225	56.3%
429	TX STRATEGIC STAFFING	8/1/2023	4/30/2025	80,000	5,387	10,774	13.5%
429	STRONG FOUNDATIONS MATH	9/21/2022	4/30/2025	125,000	0	87,500	70.0%
429	SCHOOL SAFETY STANDARDS	7/13/2023	4/30/2025	604,230	0	0	0.0%
TOTAL SPECIAL REVENUE FUNDS				23,729,031	3,015,249	11,719,472	49.4%

BURLESON INDEPENDENT SCHOOL DISTRICT
Child Care Financial Statement (Unaudited and Without Year End Adjustments)
November 2023

	Year-To-Date Comparison			Current Year 2023-24		
	2022-23 November	2023-2024 November	Actual Difference	Amended Budget	Budget Variance	Actual to Budget
REVENUES						
Local and Intermediate Sources	196,040	264,525	68,485	950,000	(685,475)	27.8%
State Program Revenues	1,217	14,568	13,351	53,339	(38,771)	27.3%
Total Revenues	197,257	279,092	81,835	1,003,339	(724,247)	27.8%
EXPENDITURES						
33 - Health Services	18		18	-	-	0.0%
51 - Plant Maintenance and Facility Services	11,998	15,654	(3,656)	61,604	45,950	25.4%
61 - Community Services	202,525	234,967	(32,442)	823,612	588,645	28.5%
Total Expenditures	214,540	250,621	(36,080)	885,216	634,595	28.3%
Excess (Deficiency) of Revenues Over (Under) Expenditures	(17,284)	28,471	45,755			

BURLESON INDEPENDENT SCHOOL DISTRICT
 Capital Projects (Oil and Gas) Financial Statement (Unaudited and Without Year End
 Adjustments)
 November 2023

	Year-To-Date Comparison		
	2022-23 November	2023-2024 November	Actual Difference
<u>REVENUES</u>			
Interest	137,119	339,848	202,729
Local Revenues	397,686	84,303	(313,383)
Total Local and Intermediate	534,805	424,151	(110,655)
State Program Revenues	-	-	-
Total Revenues	534,805	424,151	(110,655)
<u>EXPENDITURES</u>			
Mineral Fees	17,875	4,721	13,154
Total Expenditures	17,875	4,721	13,154
Excess (Deficiency) of Revenues Over (Under) Expenditures	516,930	419,430	
Beginning Fund Balance July 1	12,504,211	13,682,726	
Committed Funds/Additions Oil and Gas Resolution	1,218,005	424,151	
Expenditures	(39,490)	(4,721)	
Balance	13,682,726	14,102,156	

Payments Over \$10,000

Date	Check No.	Vendor	Amount	Fund	Description
12/5/2023	908637	TASB, INC.	\$13,377.96	199	District dues
12/6/2023	706443	Entech Sales and Services, LLC	\$24,405.65	199	HVAC work
12/8/2023	74480	Groople Texas, LLC	\$10,979.80	461	BHS Cheer travel to Nationals
12/12/2023	202300116	Labatt Food Service LLC	\$301,173.32	240	Food
12/12/2023	908648	Republic Services #794	\$19,946.54	199	Waste removal
12/13/2023	706454	BSN Sports	\$15,183.72	161	Athletic supplies
12/13/2023	706467	BSN Sports	\$16,181.63	461	Athletic supplies
12/13/2023	706473	Lone Star Coaches, Inc.	\$12,654.00	461	Academy travel to NASA
12/15/2023	202300117	Amazon.Com	\$15,177.26	199	Classroom/office/technology/building supplies and equipment
12/15/2023	202300118	Amazon.Com	\$10,888.76	461	Classroom/office/technology/building supplies and equipment
12/15/2023	202300125	Commerce Bank	\$15,419.10	461	Academy travel to NASA, student and staff travel
12/18/2023	6994	Floors To Go Texas	\$35,900.00	618	Norwood flooring, ramps
12/18/2023	9151	Bull's Eye Brands	\$10,111.11	240	Food
12/18/2023	182435	SchoolComp	\$19,820.14	755	Claims
12/18/2023	182453	Spartan Athletic Club	\$15,813.36	162	Concession stand proceeds
12/18/2023	182455	Specialty Sound	\$53,468.12	199	Projector refresh install
12/18/2023	182488	Trio Fire Systems, Inc.	\$11,110.00	199	Stadium fire riser pump repair
12/18/2023	182496	Ware Fencing, LLC	\$69,975.00	199	Bollards
12/18/2023	182498	Weaver and Tidwell, LLP	\$15,100.00	199	Audit work
12/18/2023	182527	BHS Band Booster Club	\$10,823.79	162	Concession stand proceeds
12/18/2023	182528	Big Red Booster Club	\$21,609.91	162	Concession stand proceeds
12/18/2023	182530	Brady IFS	\$11,085.00	199	Custodial supplies
12/18/2023	182543	CDW Government Inc	\$250,960.93	199	Projector refresh
12/18/2023	182544	Central Appraisal District	\$176,901.21	199	Appraisal services
12/18/2023	182548	CHS Band Booster Club	\$10,604.84	162	Concession stand proceeds
12/18/2023	182552	City of Burleson	\$11,534.73	199	Utilities
12/18/2023	182555	College Board	\$20,306.83	410	Math textbooks
12/18/2023	182563	Dell Marketing	\$17,718.49	199	Laptops and laptop parts
12/18/2023	182605	Hudson Energy	\$97,236.42	199	Utilities
12/18/2023	182607	Imagine Learning	\$12,737.50	263	Taylor site license
12/18/2023	182630	Lindenmeyr Munroe	\$16,771.45	199	Custodial supplies and equipment
12/18/2023	182638	Lucky Lady Oil Company	\$18,376.58	199	Fuel
12/19/2023	908679	Oak Farms Dairy Dallas	\$42,436.65	240	Food
12/19/2023	706481	Entech Sales and Services, LLC	\$20,688.00	199	Sewer repair
12/19/2023	908674	United Cooperative Serv.	\$12,448.94	199	Utilities
12/19/2023	74551	Universal Cheer Association	\$30,938.00	461	BHS Cheer hotels for Nationals

BURLESON INDEPENDENT SCHOOL DISTRICT
Property Tax Collection Report
November 2023

This statement shows total collections for the month. The breakdown is as follows:

	November Collections	YTD Collected	Uncollected Levy	2022-23 YTD Collected
Burleson ISD Levy - Maintenance & Operations -				
<u>\$55,610,671.29</u>				
Current Year Levy	\$ 2,575,742.87	3,029,873.22	\$ 54,492,949.74	\$ 4,170,294.87
Current Year Interest/Penalty	\$ 3,968.01	3,968.01	\$ -	\$ 2,821.81
Prior Year Delinquent Levy	\$ 37,298.76	231,198.50	\$ 1,224,628.38	\$ 192,396.13
Prior Year Penalty & Interest	\$ 18,456.30	102,141.80	\$ -	\$ 81,072.45
Totals	<u>\$ 2,635,465.94</u>	<u>3,367,181.53</u>	<u>\$ 55,717,578.12</u>	<u>4,446,585.26</u>
Burleson ISD Levy - Interest & Sinking-				
<u>\$27,956,299.66</u>				
Current Year Levy	\$ 1,700,158.49	1,999,914.25	\$ 28,501,609.71	\$ 2,211,420.12
Current Year Interest/Penalty	\$ -	-	\$ -	\$ -
Prior Year Delinquent Levy	\$ 18,678.08	119,892.45	\$ 585,618.33	\$ 95,644.44
Prior Year Penalty & Interest	\$ 7,513.44	56,852.97	\$ -	\$ 36,971.73
Totals	<u>\$ 1,726,350.01</u>	<u>\$ 2,176,659.67</u>	<u>\$ 29,087,228.04</u>	<u>\$ 2,344,036.29</u>
Total Collections/Delinquent Taxes	<u>4,361,815.95</u>	<u>5,543,841.20</u>	<u>84,804,806.16</u>	<u>6,790,621.55</u>
	Current Levy	YTD Collections*	Percentage	
2023-24 (October 1st)	\$83,566,970.95	\$5,384,846.43	6.44%	
2022-23	\$93,433,907.15	\$93,383,424.64	99.95%	
2021-22	\$86,079,498.60	\$86,496,374.38	100.48%	
2020-21	\$82,649,689.79	\$81,891,209.64	99.08%	

*Excludes prior year penalties and interest

